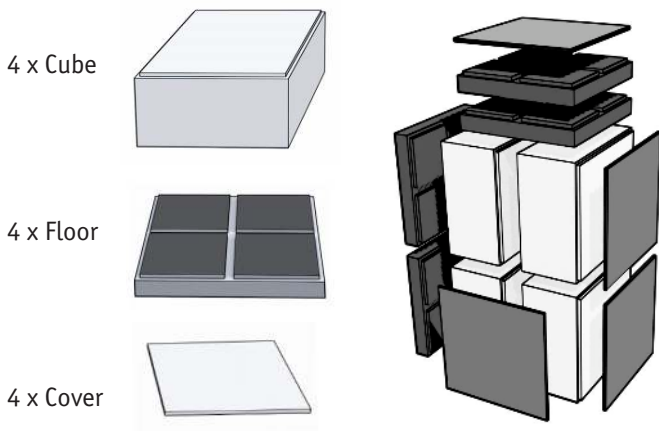


Teutakaluste

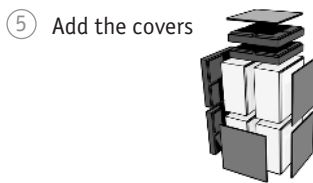
Basic parts and options




Use as a trolley



How to insert the products



How to make the bag



Teutakaluste

How to make the bag - FRONT PANELS



How to make the bag - SIDE PANELS



Double fold the side panel

Open the bag

Slide down the panel

Proper use



OK to pull the handles to the front



Do not pull handles to the back